

1-800-356-0783

LAB SAFETY SUPPLY

[★ Sign In](#) | [Why Register?](#) | [Promos](#) | [My Cart](#)

Search: [GO](#)

- [Home](#)
- [Products](#)
- [Clearance Zone](#)
- [Customize it](#)
- [Info Library](#)
- [About Us](#)
- [Free Catalogs](#)

Why register?

- Win a \$250 shopping spree
- Free e-newsletters
- Register Now
- Exclusive email offers
- Custom shopping lists
- Sign In

[Express Order](#) [Help?](#) Items in your cart: **3** Subtotal: **\$752.40**

Item# Qty. [ADD TO CART](#)

Product Index

Personal Safety

- Safety Glasses
- Face Shields
- Hearing Protection
- Hard Hats
- Gloves
- Clothing
- Footwear
- Respirators
- Fall Protection
- Ergonomics
- [Eye Wash/ Showers](#)
- Safety Incentives
- Right-To-Know
- Training and Reference Materials

New Products

Clearance Zone

Customize it!

Resource Centers


- Government
- Public Safety
- Water Management
- West Nile
- Mold
- SARS
- HIPAA
- Food Safety & Handling

[Track an Order](#)

Need Assistance?

- Contact Us
- How Do I....

[Personal Safety](#) » [Eye Wash/Showers](#) » [Eye/Face Washes](#) » [SPEAKMAN Wall-Mount and Pedestal-Mount Eye/Face Washes](#) »



SPEAKMAN

Wall-Mount and Pedestal-Mount Eye/Face Washes

Innovative square bowl and wide spray pattern make it easy to rinse the entire face.

Specifications: Six outlets supply converging streams to form a 9" x 8" curtain of aerated water. Gentle-acting bubbles created by the aeration won't drive particles or chemicals deeper into the eye. Features your choice of ABS Plastic or stainless steel bowl, brass heads with high-visibility yellow polypropylene shields and supply line strainers with removable stainless steel filter. **Drench Hose Option** features an aerated spray nozzle and 5' of hose to direct water where you need it--can be added to any of the models. **Foot Pedal Option** activates eye wash by foot so hands are free to hold eyes open for thorough irrigation. Valve Assembly: 1/2" NPTF chrome-plated brass, stay-open ball valve.

• **Water Supply:** 1/2" NPTF.

• **Flow Rate:** 12 gpm at 20 psi.

Compliance: ANSI Z358.1-1998. SGS USA Testing Co. certified.

Get More Information

Need more information on this item? Click on the additional information below. For personal assistance call SafetyTechline® at **1-800-356-2501** or [email us now](#) if you prefer.

• [Eye/Face Washes Replacement Parts](#)



[Click here to recommend this product to a friend](#)

Qty	Item #	Product	Sell UOM	For Avail	Price
<input type="text" value="0"/>	14721	Speakman Pedestal-Mount Eye/Face Wash Stainless Steel	EA	1	\$544.00

[ADD TO CART](#)

[Add item to a shopping list](#)



1-800-356-0783



Industrial & Safety Supplies

[★ Sign In](#) | [Why Register?](#) | [Promos](#) | [My Cart](#)

Search: [GO](#)

Home
Products
Clearance Zone
Customize it
Info Library
About Us
Free Catalogs

Why register?

- Win a \$250 shopping spree
- Exclusive email offers

- Free e-newsletters
- Custom shopping lists

- Register Now
- Sign In

Express Order [Help?](#) Items in your cart: **3** Subtotal: **\$752.40**

Item#
Qty.
ADD TO CART

Product Index

Personal Safety

- Safety Glasses
- Face Shields
- Hearing Protection
- Hard Hats
- Gloves
- Clothing
- Footwear
- Respirators
- Fall Protection
- Ergonomics
- [Eye Wash/ Showers](#)
- Safety Incentives
- Right-To-Know
- Training and Reference Materials

New Products

Clearance Zone

Customize it!

Resource Centers


- Government
- Public Safety
- Water Management
- West Nile
- Mold
- SARS
- HIPAA
- Food Safety & Handling

•[Track an Order](#)

Need Assistance?

- Contact Us
- How Do I....

[Personal Safety](#) » [Eye Wash/Showers](#) » [Eye/Face Washes](#) » [SPEAKMAN Wall-Mount and Pedestal-Mount Eye/Face Washes](#) »



SPEAKMAN

Wall-Mount and Pedestal-Mount Eye/Face Washes
 Innovative square bowl and wide spray pattern make it easy to rinse the entire face.

Specifications: Six outlets supply converging streams to form a 9" x 8" curtain of aerated water. Gentle-acting bubbles created by the aeration won't drive particles or chemicals deeper into the eye. Features your choice of ABS Plastic or stainless steel bowl, brass heads with high-visibility yellow polypropylene shields and supply line strainers with removable stainless steel filter. **Drench Hose Option** features an aerated spray nozzle and 5' of hose to direct water where you need it--can be added to any of the models. **Foot Pedal Option** activates eye wash by foot so hands are free to hold eyes open for thorough irrigation. Valve Assembly: 1/2" NPTF chrome-plated brass, stay-open ball valve.


- **Water Supply:** 1/2" NPTF.
- **Flow Rate:** 12 gpm at 20 psi.
- Compliance:** ANSI Z358.1-1998. SGS USA Testing Co. certified.

Get More Information

Need more information on this item?
 For personal assistance call SafetyTechline® at **1-800-356-2501** or [email us now](#) if you prefer.

 **EMAIL A FRIEND** [Click here to recommend this product to a friend](#)

Qty	Item #	Product	UOM	Sell Pack	Click For Avail		Price
<input style="width: 30px;" type="text" value="0"/>	28908	DRCH HOSE FOR EYE/FACEWASH	EA	1			\$159.00

ADD TO CART 

[Add item to a shopping list](#) 

1-800-356-0783



Industrial & Safety Supplies

LAB SAFETY SUPPLY

★ Sign In | Why Register? | Promos | My Cart

Search: GO

Home
Products
Clearance Zone
Customize it
Info Library
About Us
Free Catalogs

Why register?

- Win a \$250 shopping spree
- Exclusive email offers

- Free e-newsletters
- Custom shopping lists

- Register Now
- Sign In

Express Order Help? Items in your cart: 3 Subtotal: \$752.40

Item# Qty. ADD TO CART

Product Index

Personal Safety

- Safety Glasses
- Face Shields
- Hearing Protection
- Hard Hats
- Gloves
- Clothing
- Footwear
- Respirators
- Fall Protection
- Ergonomics
- [Eye Wash/ Showers](#)
- Safety Incentives
- Right-To-Know
- Training and Reference Materials

New Products

Clearance Zone

Customize it!

Resource Centers

- Government
- Public Safety
- Water Management
- West Nile
- Mold
- SARS
- HIPAA
- Food Safety & Handling

[Track an Order](#)

Need Assistance?

- Contact Us
- How Do I....

[Personal Safety](#) » [Eye Wash/Showers](#) » [Showers/ Combination Showers](#) » [SPEAKMAN Combination Showers with Eye/Face Wash](#) »



SPEAKMAN

Available in PVC and Wheelchair Access Models

Patented "impeller action" shower head produces a soft, cone-shaped pattern of water for a larger area of coverage.

Specifications: Shower features pull rod, stanchion, floor flange and interconnecting piping. Choose **Galvanized Steel** for most workplaces; **Stainless Steel** or **PVC** for corrosive environments. Galvanized Steel Shower with Eye/Face Wash is available with your choice of an ABS plastic or stainless steel eye/face wash bowl. Six outlets supply converging streams to form a 9 in. x 8 in. curtain of aerated water.

Stainless Steel Combination Shower features non-aerated spray heads and a 12 3/8 in. round stainless steel bowl. **Foot Pedal Option** activates eye wash by foot so hands are free to hold eyes open for thorough irrigation. **Wheelchair Access** shower features a longer pull handle and a lower eye/face wash. Eye wash bowls on Wheelchair Access and PVC Models are round with twin spray heads.

Compliance: ANSI Z358.1-1998. SGS USA Testing Co. certified.

Galvanized and Wheelchair Access Combination Showers

- Water Supply:** 1-1/4 in. NPTF
- Waste or Outlet:** 1-1/4 in. NPTF
- Flow Rate:** Shower: 38 gpm at 5 psi; Eye/Face Wash: 12 gpm at 20 psi.

Stainless Steel Combination Shower

- Water Supply:** 1/2 in. NTPF
- Waste or Outlet:** 1-1/4 in. NPTF
- Flow Rate:** Shower: 38 gpm at 5 psi; Eye/Face Wash: 12 gpm at 20 psi.

PVC Combination Shower


- Water Supply:** 1-1/2 in. NTPF
- Waste or Outlet:** 1-1/4 in. NPTF
- Flow Rate:** Shower: 38 gpm at 5 psi; Eye/Face Wash: 12 gpm at 20 psi.


 **Get More Information**

Need more information on this item?
 For personal assistance call SafetyTechline® at **1-800-356-2501** or **email us now** if you prefer.



[Click here to recommend this product to a friend](#)

Qty	Item #	Product	UOM	Sell Pack	Click For Avail	 Price
<input type="text" value="0"/>	22085	HAND/FOOT OPERATION OPTION	EA	1		\$49.40

ADD TO CART 

[Add item to a shopping list](#) 

<p>Home Privacy Statement Terms of Access Trademarks Questions and Orders: Call 1-800-356-0783 or Fax 1-800-543-9910 © 2005 Lab Safety Supply Inc.</p>
--